



2781 W. McNab Rd.
 Pompano Beach, FL 33069
 Phone: (800) 526-0026

FIXTURE RFQ - PROJECT OVERVIEW

Project/Building Name _____ Customer _____
 City/State _____ Contact Name _____
 Customer Ref # _____ Contact # _____

New Construction _____ Mod Fixtures Only _____ Controller Type _____ Voltage _____
 Specification Attached _____ Mod Fixtures/Cab _____ COP Pre-Wired + \$250 _____ Hall Fixtures Pre-Wired + \$30 _____

COP SUMMARY & FLOOR BUTTON RISER CHART

Please fill in Floor markings at EACH landing and indicate if it is a Front or Rear Opening. COP Details are to be completed on Page 2.

Car #					
Capacity #					
Installation					
Type (Pass/Freight)					
Serial / State ID					

Floor Marking
 LANDING FRONT REAR F R F R F R F R F R F R

23	_____	_____
22	_____	_____
21	_____	_____
20	_____	_____
19	_____	_____
18	_____	_____
17	_____	_____
16	_____	_____
15	_____	_____
14	_____	_____
13	_____	_____
12	_____	_____
11	_____	_____
10	_____	_____
9	_____	_____
8	_____	_____
7	_____	_____
6	_____	_____
5	_____	_____
4	_____	_____
3	_____	_____
2	_____	_____
1	_____	_____

Please indicate required COP(s) locations and which is Main COP (with service cabinet) should be left blank.

M = Main
 A = Auxiliary

<input type="checkbox"/>	Front	<input type="checkbox"/>	Front	<input type="checkbox"/>	Front	<input type="checkbox"/>	Front	<input type="checkbox"/>	Front
<input type="checkbox"/>	Rear	<input type="checkbox"/>	Rear	<input type="checkbox"/>	Rear	<input type="checkbox"/>	Rear	<input type="checkbox"/>	Rear

Once you've completed your survey, please fax it to 954-917-7337 or email info@SEESinc.com



SEES ELEVATOR FIXTURES

RFQ SURVEY SHEET - COP

PROJECT _____
 CAR # (s) _____

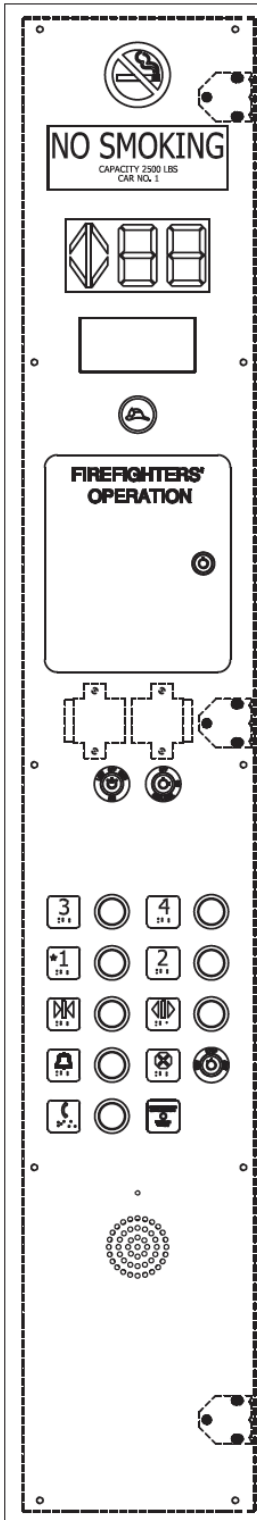
COP SIZE	
COP Width	
COP Height	
Top of Car Station From Floor	

COP TYPE	
Applied COP with Hinged Box	Swing Type COP

COP FINISH	
Brushed (#4) Stainless Steel	Pre-Wired + \$250

INSTRUCTIONS

1) Make sure to check the box if the components are to be placed in Main and/or in Aux COP.



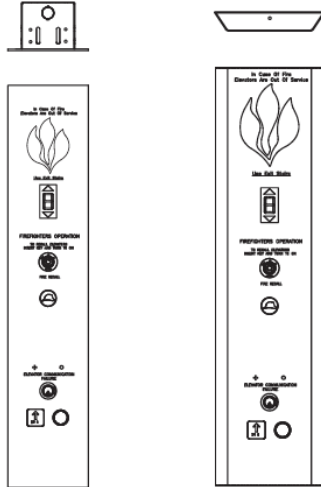
HINGE		LH	RH	
CAR PANEL MARKINGS		Main	Aux	
Capacity lbs.	Car #	Installation #		
Certificate Window + \$25	Window Size			
No Smoking Verbage	No Smoking Symbol	Other:		
Position Indicator		SEES PI (Standard)	CEE + \$150	
Type	2" 16 Seg.	1" 16 Seg.	.5" 16 Seg.	
Signal Format	Micro Comm	Binary	Line/Floor	
Display Color	Red	Green	Amber	
		Single	Double	
		Passing Chime + \$25		
* 2" Double P.I. requires 10" minimum COP width.				
EMERGENCY LIGHT		Main	Aux	
Emergency Light	Emergency Light Charger Board, Battery Pack	Voltage	6V 12V	
Lens	Projecting	Flat		
FIRE OPERATION		Main	Aux	
Code Year	ANSI-96	ANSI-2000	ANSI-2004	
	ANSI-2007	2019 + \$3000		
Key Code	Yale 255	Yale 3502	Yale 2642	
	WD01	SC1000	Medeco	
	FEO-K1		MFD-1	
	BFD-1		AZFS	
Others	Fireman Phone Jack			
SPECIAL FUNCTION		Main	Aux	
Hospital Service (Indicator + Key Switch) + \$125		Code Blue (Indicator + Key Switch) + \$125		
Emergency Power (Indicator) + \$75		Seismic/Earthquake (Indicator) + \$75		
Overload (Indicator) + \$75		Fire Buzzer		
Lens for Card Reader + \$120		Nudging Buzzer		
		Voice Annunciation + \$350		
KEY SWITCHES up to 4, any additional + \$50		Main	Aux	
Service Cabinet + \$100 Surface Mount	Independent Service	1 Spd Fan	2 Spd Fan	
	Emergency Light Test Switch	Inspection On/Off		
	Inspection Up/Down	Light/Fan (1 Spd)		
	Light	Light Dimmer	Access/Enable	
	GFCI	Other		
Other		Toggle Switch Option		
PUSHBUTTONS (See Appendix A)				
Button Series	PB-10 24/120V Standard	PB-13	PBR	
	PB-30 24/120V	PB-129	PB-510S	
		PB-22J		
Other	+ \$25			
Illumination	Blue	White	Red	
Voltage	24VDC	120VDC	PB-30M Multi-Volt (24V to 120VDC/AC, 6VDC) + \$30 per button (SCS)	
BRAILLE STYLE				
	Round	Crescent	Square	
Color	White/Black	Silver/Black		
UTILITY PUSHBUTTONS		Main	Aux	
	Alarm	Phone	Door Open & Close	
	Stop (Push Pull Type) + \$125	Stop (Key Switch Type) Standard	Rear DO/DC	
		Call Cancel	Rear Door Hold	
PHONE AND VOICE		Main	Aux	
	Rath Standard	Kings III + \$100	KTECH PHONE + \$100	
			Wurtec + \$100	

Once you've completed your survey, please fax it to 954-917-7337 or email info@SEESinc.com



PROJECT _____
 CAR # (s) _____

Style: (See Appendix for full layouts)



Flush Mount

Surface Mount

Hall Station Riser Chart

Please fill in quantity of each type required at each landing.

Landing	HS1	HS2	HS3	HS4
23				
22				
21				
20				
19				
18				
17				
16				
15				
14				
13				
12				
11				
10				
9				
8				
7				
6				
5				
4				
3				
2				
1				

Notes:

Once you've completed your survey, please fax it to 954-917-7337 or email info@SEESinc.com

ELEVATOR FIXTURES

RFQ SURVEY SHEET - HALL STATION

TYPICAL FINISH UNLESS SPECIFIED

Hall STATION Finish	Brushed (#4) Stainless Steel	Brushed 150 Grit Stainless Steel
---------------------	------------------------------	----------------------------------

HALL STATION DETAILS

HALL STATION #1 (HS1)		Terminal	Egress Floor
Type	Flush \$425	Surface Mount \$595	
SIZE			
HS Size	H:	W:	Hole Center: C-C:
PUSHBUTTONS (See Appendix)			
Button Series	Match with COP	Other	
LED Illumination	Match with COP	Other	
MISCELLANEOUS FEATURES		PI Option	SEES + \$100 CEE + \$160
Indicators	Position Indicator	1"	0.5" Single Double Character
	Red Green Amber	Blue	White
PLV	Phone Line Verification	PCB Location	HOP COP
Optional	Prewired + \$30	Fire Service	Access + \$30
Braille	Printed (Std)	Match COP + \$35	

HALL STATION #2 (HS2)		Intermediate	
Type	Flush \$250	Surface Mount \$325	
SIZE			
HS Size	H:	W:	Hole Center: C-C:
PUSHBUTTONS (See Appendix)			
Button Series	Match with COP	Other	
LED Illumination	Match with COP	Other	
MISCELLANEOUS FEATURES		PI Option	SEES + \$100 CEE + \$160
Indicators	Position Indicator	1"	0.5" Single Double Character
	Red Green Amber	Blue	White
Optional	Prewired + \$30	Access + \$30	
Braille	Printed (Std)	Match COP + \$35	

HALL STATION #3 (HS3)		Intermediate	
Type	Flush \$250	Surface Mount \$325	
SIZE			
HS Size	H:	W:	Hole Center: C-C:
PUSHBUTTONS (See Appendix)			
Button Series	Match with COP	Other	
LED Illumination	Match with COP	Other	
MISCELLANEOUS FEATURES		PI Option	SEES + \$100 CEE + \$160
Indicators	Position Indicator	1"	0.5" Single Double Character
	Red Green Amber	Blue	White
Optional	Prewired + \$30	Access + \$30	
Braille	Printed (Std)	Match COP + \$35	

HALL STATION #4 (HS4)		Terminal Top Floor	
Type	Flush \$225	Surface Mount \$315	
SIZE			
HS Size	H:	W:	Hole Center: C-C:
PUSHBUTTONS (See Appendix)			
Button Series	Match with COP	Other	
LED Illumination	Match with COP	Other	
MISCELLANEOUS FEATURES		PI Option	SEES + \$100 CEE + \$160
Indicators	Position Indicator	1"	0.5" Single Double Character
	Red Green Amber	Blue	White
Optional	Prewired + \$30	Access + \$30	
Braille	Printed (Std)	Match COP + \$35	



ELEVATOR FIXTURES

RFQ SURVEY SHEET - CAR DIRECTION ARROWS

PROJECT _____
 CAR # (s) _____

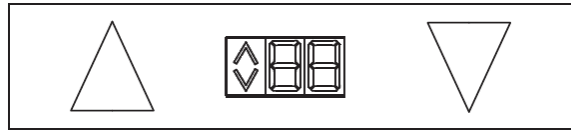
Style: (See Appendix for full layouts)

TYPICAL FINISH UNLESS SPECIFIED

Hall LANTERN Finish	Brushed (#4) Stainless Steel	Brushed 150 Grit Stainless Steel
---------------------	------------------------------	----------------------------------

HALL LANTERN DETAILS

HALL LANTERN #1 (L1)		Vertical	Horizontal
		Terminal	Intermediate
Type	Flush	Surface	
Arrow Type	Traditional Arrow	Round	Vandal
SIZE			
HL Size	Length:	Width:	Hole Centers:
OTHER			
Position Indicator	2" 1"	Single Double	Red Blue White Amber
	Lantern Only	PI/Lantern Combo	SEES + \$100 CEE + \$160
Chime	Chime + \$25		
Illumination	Up Arrow		Down Arrow LED
	Red Green White	Red Green White	Incandescent



Flat Plate

Hall Station Riser Chart

Please fill in quantity of each type required at each landing.

Landing	L1	L2	L3	L4
23				
22				
21				
20				
19				
18				
17				
16				
15				
14				
13				
12				
11				
10				
9				
8				
7				
6				
5				
4				
3				
2				
1				

Notes:

Once you've completed your survey, please fax it to 954-917-7337 or email info@SEESinc.com


HALL LANTERN #2 (L2)		Vertical	Horizontal
		Terminal	Intermediate
Type	Flush	Surface	
Arrow Type	Traditional Arrow	Round	Vandal
SIZE			
HL Size	Length:	Width:	Hole Centers:
OTHER			
Position Indicator	2" 1"	Single Double	Red Blue White Amber
	Lantern Only	PI/Lantern Combo	SEES + \$100 CEE + \$160
Chime	Chime + \$25		
Illumination	Up Arrow		Down Arrow LED
	Red Green White	Red Green White	Incandescent

HALL LANTERN #3 (L3)		Vertical	Horizontal
		Terminal	Intermediate
Type	Flush	Surface	
Arrow Type	Traditional Arrow	Round	Vandal
SIZE			
HL Size	Length:	Width:	Hole Centers:
OTHER			
Position Indicator	2" 1"	Single Double	Red Blue White Amber
	Lantern Only	PI/Lantern Combo	SEES + \$100 CEE + \$160
Chime	Chime + \$25		
Illumination	Up Arrow		Down Arrow LED
	Red Green White	Red Green White	Incandescent


HALL LANTERN #4 (L4)		Vertical	Horizontal
		Terminal	Intermediate
Type	Flush	Surface	
Arrow Type	Traditional Arrow	Round	Vandal
SIZE			
HL Size	Length:	Width:	Hole Centers:
OTHER			
Position Indicator	2" 1"	Single Double	Red Blue White Amber
	Lantern Only	PI/Lantern Combo	SEES + \$100 CEE + \$160
Chime	Chime + \$25		
Illumination	Up Arrow		Down Arrow LED
	Red Green White	Red Green White	Incandescent

APPENDIX A


PB-10 Series PushButton

	Finish	Description
	Stainless Steel Brushed	Pushbutton, Stainless Steel, Brushed, Flat with Blue Halo

PB-12 Series PushButton

	Finish	Description
	Stainless Steel Brushed	Pushbutton, Stainless Steel, Brushed, Flat with Blue Halo


PB-13 Series PushButton

	Finish	Description
	Stainless Steel Brushed	Pushbutton, Stainless Steel, Brushed, Concave with Blue Halo


PB-22T Series PushButton

	Finish	Description
	White on Polished Gold	Pushbutton, White on Polished Gold, Concave with Blue Halo


PB-30 Series PushButton

	Finish	Description
	Stainless Steel Brushed	Pushbutton, Stainless Steel, Brushed, Flat, Vandal Resistant with Blue Halo


PB-22J Series PushButton

	Finish	Description
	Stainless Steel Polished	Pushbutton, Stainless Steel, Polished, Concave with Blue Halo

PBR Series PushButton

	Finish	Description
	Stainless Steel Brushed	Pushbutton, Round Flush, Stainless Steel, Red LED, Red 24V

TPB Series PushButton


	Finish	Description
	Stainless Steel Brushed	Pushbutton, 24V Vandal Resistant, LED Illuminated

APPENDIX B: Position Indicators


Red



Blue




Green



Orange



White



APPENDIX C: Hall Lantern Fixtures

Horizontal Brushed (#4) Stainless Steel



Horizontal (#8) Bronze (60/40)



Vertical Brushed (#4) Stainless Steel



Vertical (#8) Bronze (60/40)

