




# TABLE OF CONTENTS

<b>Door Parts</b> .....	604
<b>Printed Circuit Boards</b> .....	604
<b>Rollers and Hanger Assemblies</b> .....	605

## Door Parts




S.E.E.S. #	Description
TOLO-3	Lock, for Door
TOLO-4	Lock, Triangular





S.E.E.S. #	Description
TOF-1	Fan, FV140 115V, 220V

## Printed Circuit Boards



S.E.E.S. #	Description
TOPCB-5	PCB, COP-100L COP For CV180, CV190
TOPCB-8	PCB, HIB-100A SP1M1235-C UCE1-326C3 HOP For CV 180, 5P1M1212P001C
TOPCB-14	PCB, LED-100B For CV180, UCE12-84A2



# Rollers and Hanger Assemblies

## Rollers

S.E.E.S. #	Description
TODV-1	Roller, for CV100, CV190 Door Vane 40mmO.D. x 14mmW, ID:12mm, bearing 6201
TOHR-1	Roller, for Hanger 60mmO.D. x 16mmW, ID:17mm, bearing 6203Z
TOHR-2	Roller, for Hanger 72mmO.D. x 15mmW, ID:15mm, groove dia 64.5mm, bearing 6202
TOHR-3	Roller, for Hanger 60mmO.D. x 12mmW, ID: 10mm, groove dia 44mm, bearing 6200RZ
TOHR-4	Roller, for Hanger 56mmO.D. x 14mmW, ID:12, groove dia 49mm, bearing 6201
TOHR-5	Roller, for Hanger with Eccentric 60mmO.D. x 16mmW, groove dia 52mm, bearing 6203
TOHR-6	Roller, for Hanger Plastic 75mmO.D. x 18mmW, ID:12mm, groove dia 68mm, bearing 6201
TOHR-7	Roller, for Hanger 62mmO.D. x 16mmW, ID:17, groove dia 53mm, bearing 6203
TOHR-8	Roller, Retaining for Hanger 30mmO.D. x 9mmW, 6g-M10
TOLO-1W	Roller, for CV55, CV60 Door Lock 40mmO.D. x 20mmW, ID:18mm
TOLO-2	Roller, for CV100, CV190 Door Lock 40mmO.D. x 14mmW, ID:12, bearing 6201
TOWH-3	Roller, for Hanger Plastic 73mmO.D. x 11mmW, ID:10, bearing 6200
TOWH-4	Roller Assembly, for Hanger Plastic Unit 73mmO.D. x 11Wmm



TODV-1



## Hanger Assemblies

S.E.E.S. #	Description
TODH-1	Hanger Assembly, for CV100-190 Landing Door
TODH-2	Hanger Assembly, for CV100-190 Landing Door With Screw



TOWH-4



TODH-1

TODH-2



# DAMAGE CONTROL

## NEW & IMPROVED PIT FLOOD ALARM

☞ **PART# SEES-H2O-ALARM-001** (110 VAC 4" ALARM BELL WITH "SINGLE BARREL" FLOAT SWITCH GUARD)

☞ **PART# SEES-H2O-ALARM-002** (110 VAC 4" ALARM BELL WITH AUXILIARY OUTPUT CONTACT & "DOUBLE BARREL" FLOAT SWITCH GUARDS)

THE **SEES H<sub>2</sub>O ALARM** FEATURES STEEL FLOAT SWITCH GUARDS TO PREVENT DAMAGE DURING INSTALLATION OR SERVICE.

"DOUBLE BARREL"  
FLOAT SWITCH GUARDS



## DETECT • PROTECT

- DETECT FLOODS BEFORE THEY CAUSE EXPENSIVE WATER DAMAGE.
- PROVIDES A RELIABLE EARLY WARNING SYSTEM.
- PROTECT VALUABLE EQUIPMENT FROM ALL WATER HAZARDS.

*Your Elevator "Life Raft"*

*Always Smooth Sailing*



SOUTHERN ELEVATOR  
& ELECTRIC SUPPLY