



# TABLE OF CONTENTS

<b>Car Signal Components</b> .....	534
<b>Coils</b> .....	534-535
<b>Contacts</b> .....	535-536
<b>Relay Components</b> .....	536-538
<b>Seals and Belts</b> .....	538
<b>Selector Parts</b> .....	539
<b>Timer Kit</b> .....	539
<b>Wheels</b> .....	539

## Car Signal Components



PB-1 w/ back view



PB-2-1



PB-2C



PB-2A-DOOR OPEN




PKS-1



PKS-2



PKS-3



PKS-6

S.E.E.S. #	O.E.M.#	Description
PB-1	M-2415E	<b>Stop Switch</b> , emergency stop switch marked "ON/OFF"
PB-1A	M-2415EA	<b>Stop Switch</b> and alarm 1N.O.,1N.C.
PB-2-	M-2366	<b>Pushbutton assembly</b> , specify button marking, i.e. PB-2-1
PB-2A-		<b>Button</b> , specify marking, i.e. PB-2A-DOOR OPEN
PB-2C		<b>Cap</b> , clear for button PB-2A series
PKS-1	M3137-C	<b>Key Switch</b> , Fire Service, car, 6330 key
PKS-1A	6330	<b>Key</b> , 6330, barrel type for PKS-1 & 2
PKS-2	M3035-H	<b>Key Switch</b> , Fire Service, hall, 6330 key
PKS-3		<b>Key Switch</b> , Independent service, 6304 key
PKS-3A	6304	<b>Key</b> , 6304, barrel type for PKS-3
PKS-4	4079-70	<b>Key Switch</b> , Off, On, spring loaded, 6304 key
PKS-6		<b>Key Switch</b> , Off, On, key removable in both positions, 6304 key
PKS-8A	6305	<b>Key</b> , 6305 key used for inspection
PKS-8-1A	4079DC	<b>Key Switch</b> , 2 Position, 2 Key Pull "OFF-ON", 6305 key
PKS-8		<b>Key Switch Assy</b> , Inspection Off-On 6305 key

## Coils



PC-8



PC-3



PC-1



PC-2



PC-4



PC-19



PC-18



PC-20

S.E.E.S. #	O.E.M.#	Description
PC-8	KD-208	220VAC, 1200 ohms
PC-9	KD-119	220VDC, 1200 ohms
PC-1	N-133	220VDC, 120 ohms
PC-6	N-146	220VDC, 200 ohms
PC-7	N-148	208VDC, 90 ohms
PC-15	N-375	110VDC, 875 ohms
PC-16	N-381	220VDC, 400 ohms
PC-17	N-559	550VAC, 2000 ohms
PC-18	N-571	220 VDC, 5000 ohms
PC-2	L-573	70VDC, 100 ohms
PC-19	MA-125	208VAC, 1500 ohms
PC-20	C115	Dual 20 ohms 1 & 2 / 27 ohms 3 & 4
PC-21	MA-11	220VAC, 2.0 Ohm "M" Machine Brake
PC-3	C-583	220VAC 1200 ohms
PC-10	C-478	600 ohms*
PC-11	C-499	8 ohms*
PC-12	C-519	3 ohms*
PC-13	C-53	50 ohms*
PC-14	C-550	2000 ohms*
PC-4	V-225	110VDC, 800 ohms
PC-5	V-224	175VDC, 1000 ohms

\*Voltage varies.

## Coils




S.E.E.S. #	O.E.M.#	Coil Description	
OTC-1	108, 250003	80 ohm	40VDC
OTC-2	111, 250004	150 ohm	60VDC
OTC-3	112, 250005	1800 ohm	70VDC
OTC-4	114	2700 ohm	65VDC
OTC-5	N-136, 250009	900 ohm	110VDC
OTC-6	142, 250011	2540 ohm	230VDC
OTC-7	N-143, 250012	3670 ohm	230VDC
OTC-8	146, 250013	5670 ohm	230VDC
OTC-9	241, 250023	2100 ohm	230VDC
OTC-11	#239	850 ohm	160VDC
OTC-12	#211	24 ohm	220VAC
OTC-13	#550	4100 ohm	550VAC

■ OTC-1 thru OTC-8  
2" OD x 1-3/16" H x 7/8" ID, 2-3/8" C/C mounting holes


■ OTC-9  
2-1/4" OD x 2-3/8" H x 1-3/32" ID, 2-3/4" C/C mounting holes




## Contacts



S.E.E.S. #	O.E.M.#	Description
PCC-1	M-1607	Contact finger, 3-3/8" L x 3/8" W
PCC-1A	M1610	Finger contact assembly with auxiliary contact
PCC-1B	M1656	Contact assembly
PCC-1C	M1609	Contact finger
PCC-1D	M1616	Contact, stationary, 2-3/8" L for PCC-1B
PCC-2	M1617	Contact, 2-7/8" L, with 3/8" dia. contact face
PCC-2B	M1619	Contact, 3-3/8" L, with 3/8" dia. contact face
PCC-3	K-2839	Carbon contact, 1-3/16" dia. x 3/4" L (makes with PCC-4)
PCC-3A	K-1415	Carbon contact, 7/8" dia. x 3/4" L (makes with PCC-4A)
PCC-4	K-2840	Copper contact, head 1-1/4" dia. x 5/16". Stem 5/16" dia. x 1-3/8" L
PCC-4A	K-2587	Copper contact, head 1" dia. x 1/4", stem 1/4" dia. x 1-3/8" L
PCC-6	K-1786	Copper contact, head 1-5/8" x 1-3/8", stem 3/8" dia. x 2" L (makes with PCC-7)
PCC-7	K-1399	Carbon contact, 1-1/4" x 1-1/2"

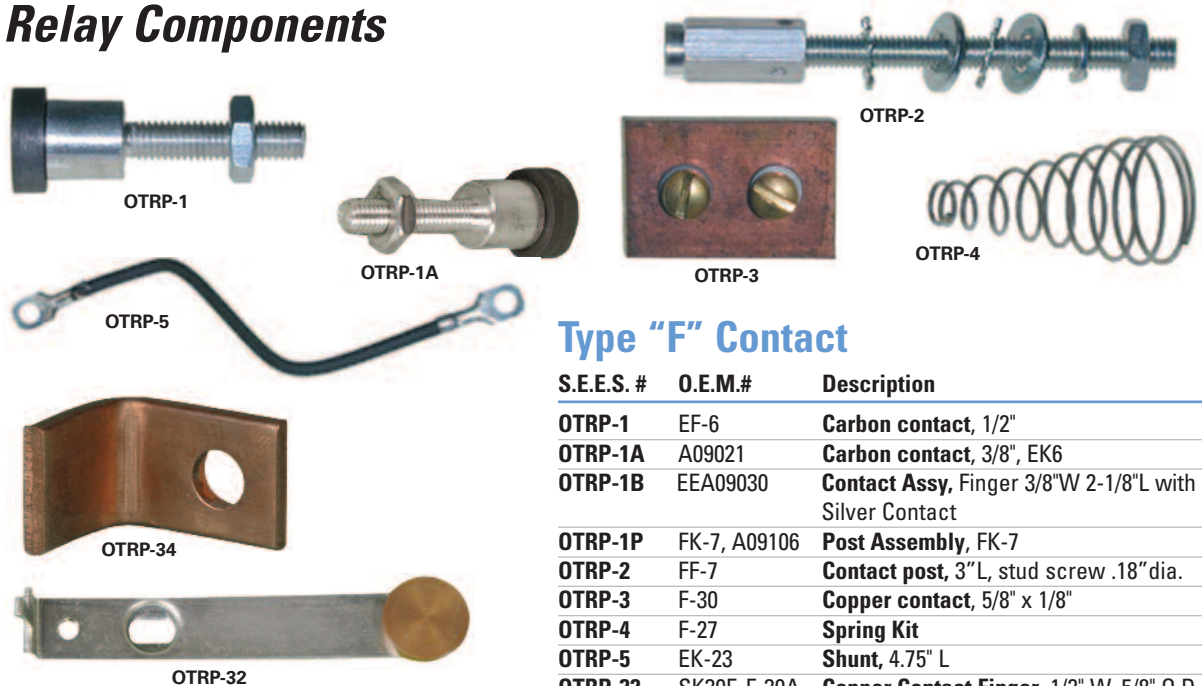


## Contacts



S.E.E.S. #	O.E.M.#	Description
PCC-7A	P1627-8	<b>Carbon Holder</b> , top clamp for PCC-7 carbon
PCC-7B	M503A	<b>Carbon holder assembly</b> for PCC-7 carbon contact
PL-1	M641	<b>Lead</b> , 6-1/4" for O & S relays,
PL-2	M208	<b>Lead</b> , 16" with one flat eyelet, and one right angle eyelet
PCC-5	M-394	<b>Carbon contact</b> , 5/8" diameter x 1" L, stem 1/4" diameter
PCC-8	M991	<b>Contact assembly</b> with 7/16" carbon, stem 10-32 x 1" L
PCC-9	M427	<b>Contact assembly</b> with 7/16" contact, 3/4" L stem 10-24 x 3/8" L
PCC-10	M-14	<b>Contact assembly</b> with 5/8" face diameter x 7/8" L, stem 10-24 x 3/8" L

## Relay Components



### Type "F" Contact

S.E.E.S. #	O.E.M.#	Description
OTRP-1	EF-6	<b>Carbon contact</b> , 1/2"
OTRP-1A	A09021	<b>Carbon contact</b> , 3/8", EK6
OTRP-1B	EEA09030	<b>Contact Assy</b> , Finger 3/8"W 2-1/8"L with Silver Contact
OTRP-1P	FK-7, A09106	<b>Post Assembly</b> , FK-7
OTRP-2	FF-7	<b>Contact post</b> , 3"L, stud screw .18" dia.
OTRP-3	F-30	<b>Copper contact</b> , 5/8" x 1/8"
OTRP-4	F-27	<b>Spring Kit</b>
OTRP-5	EK-23	<b>Shunt</b> , 4.75" L
OTRP-32	SK30F, F-30A	<b>Copper Contact Finger</b> , 1/2" W, 5/8" O.D.
OTRP-34	SK37	<b>Copper Contact</b> , stationary, 90° angle w/ 1/4" dia. hole

# Relay Components



OTRP-6



OTRP-7



OTRP-8



OTRP-9

## Type "G" Contact


S.E.E.S. #	O.E.M.#	Description
OTRP-6	G-32	Carbon contact, 5/8" x 1/2"
OTRP-7	F-33	Carbon holder
OTRP-8	G-30	Copper contact, 3/4" x 1/8"
OTRP-9	G-19	Spring Kit
OTRP-30	G6, 710106	Hinge Pin, G-6



OTRP-30



OTRP-10



OTRP-11

## Type "H" Contact

S.E.E.S. #	O.E.M.#	Description
OTRP-10	H-31	Carbon contact, 1-1/2" dia.
OTRP-10A	A09021	Contact, Copper 1-3/4" Dia 3/8" Thick 3/8" Dia Stem
OTRP-11	H-32	Carbon holder
OTRP-12	K38-2	Contact post, 3-1/2" L
OTRP-13	K-30	Contact spring
OTRP-14	H-28	Copper contact, 1-3/4" x 1/4"
OTRP-14A	HK-23	Replacement shunt, for OTRP-18



OTRP-12



OTRP-13



OTRP-14




OTRP-14A



OTRP-15



OTRP-16



OTRP-17

## Type "J" Contact

S.E.E.S. #	O.E.M.#	Description
OTRP-15	K-35	Carbon contact, 1-1/8"
OTRP-15A	KM-33-2	Contact, Copper 1-1/4" Dia 3/8" Thick Used In KL-HM Relay
OTRP-16	K-36	Carbon holder
OTRP-17	K-38-2	Contact post, 4-3/4" L
OTRP-18	A09058	Contact blade & shunt
OTRP-19	K-30	Spring Kit
OTRP-20	K-33	Copper, 1-1/4" x 3/16"
OTRP-31	K8, 710114	Hinge Pin, K-8



OTRP-18



OTRP-19



OTRP-20



OTRP-31

## Relay Components




OTRP-21



OTRP-23



OTRP-24



OTRP-25



OTRP-26

### Type "L" Contact

S.E.E.S. #	O.E.M.#	Description
OTRP-21	CK-35	Carbon contact, 3/4" dia.
OTRP-23	CK-33	Copper contact, 1" x 3/16"
OTRP-33	278005	Coupling, 5/16" x 3/8" for encoder


### Type "NC" Contact

S.E.E.S. #	O.E.M.#	Description
OTRP-24	NC-31	Carbon contact, 1-3/4" dia.
OTRP-25	NS-3	Carbon holder
OTRP-26	H-2-1/4-28	Copper contact, 2-1/4" x 3/8"

## Seals and Belts




PPAC-1




PBLT-1

S.E.E.S. #	Description
PPAC-1	Seal, pedestal, for #302 Machine, 3.375" x 4.375"
PPAC-2	Seal, pedestal/sheave, for #402 Machine
PPAC-3	Seal, worm shaft for #302 Machine
PBLT-1	Belt, timing belt for selector, 26" x 3/8"
PBLT-2	Belt, 23" x 3/8"
PBLT-3	Belt, 16" x 3/8"

## Selector Parts




S.E.E.S. #	O.E.M.#	Description
PS-1	K-7981	Selector tape guide, 5/8" W
PS-1A		Selector tape guide, 1" W
PS-2	M-1083	Selector contact assembly
PS-3	M-2924	Selector contact, movable
PS-4	M-2925	Selector contact, stationary
PDO-1	K6780	Magnetic switch
MIS-203	K7822	Rectifier, silicon, plug-in
PRT-1N	C1247	Rectifier, 36 plates, 2-5/8" negative
PRT-1P	C1246	Rectifier, 36 plates, 2-5/8" positive
PRT-2		Rectifier, 20 Plate 2"SQ, full wave 115V



## Timer Kit

S.E.E.S. #	O.E.M.#	Description
PT-1	K7754, M7754	Timer Replacement kit and instructions. this timer replaces old style (obsolete)



## Wheels



S.E.E.S.#	O.E.M.#	Description
MIS-187	M1286	Roller, 3" O.D. x 1" W x .5906" I.D., two bearings
MIS-187A	M1289	Roller, 5" O.D. x 1-1/4" W x .7874" I.D., two bearings
MIS-187B	M1292	Roller, 7" O.D. x 1-1/4" W x .7874" I.D., two bearings

## Tap and Drill Sizes for Numbered Machine Screws

Tap Size # Threads / Inch	Drill Sizes Inches	Drill #
0-80	0.0469	3/64"
1-56	0.0550	54
1-64 & 72	0.0595	53
2-56 & 64	0.0700	50
3-48	0.0785	47
3-56	0.0820	45
4-32	0.0820	45
4-36	0.0860	44
4-40	0.0890	43
4-48	0.0935	42
5-40	0.1015	38
5-44	0.1040	37
6-32	0.1066	36
6-36	0.1110	34
6-40	0.1130	33
8-32 & 36	0.1360	29
8-40	0.1405	28
10-24	0.1495	25
10-30	0.1570	22
10-32	0.1590	21
12-24	0.1770	16
12-28	0.1820	14
12-32	0.1850	13

Tap Inch- Threads/Inch	Drill Sizes Inches	Drill # or Letter Size
1/4"-20	0.2010	7
1/4"-28	0.2130	3
5/16"-18	0.2570	F
5/16"-24	0.2720	I
3/8"-16	0.3125	5/16"
3/8"-24	0.3320	Q
7/16"-14	0.3680	U
7/16"-20	0.3903	25/64"
1/2"-13	0.4219	27/64"
1/2"-20	0.4531	29/64"
9/16"-12	0.4844	31/64"
9/16"-18	0.5156	33/64"
5/8"-11	0.5312	17/32"
5/8"-18	0.5781	37/64"
3/4"-10	0.6562	21/32"
3/4"-16	0.6875	11/16"
7/8"-9	0.7656	49/64"
7/8"-14	0.8125	13/16"
1"-8	0.8750	7/8"
1"-12&14	0.9375	59/64"

*Courtesy of ELEVATOR WORLD, INC., from Elevator Maintenance Manual. Copyright © 1999. Reprinted by permission.*